

# Excess Flow Valves for Vapor or Liquid A2137 Series and 2139 Series

## Application

Designed especially for filling, withdrawing or vapor equalizing in half and full coupling installations. Ideal for container service where welded-in dip pipes are not provided. For vapor use, mount in the bottom opening with a threaded dip pipe. For liquid use, mount in the top opening with a threaded dip pipe. These may also be installed in pipe lines provided the connection is made to the male inlet thread and not the female dip pipe connection.

## Features

- Precision machined.
- Cotter pin helps prevent loss of spring retainer due to vibration in service.
- Stainless steel spring provides consistent closing flow and long service life.
- Generous flow channels provide low pressure drop.

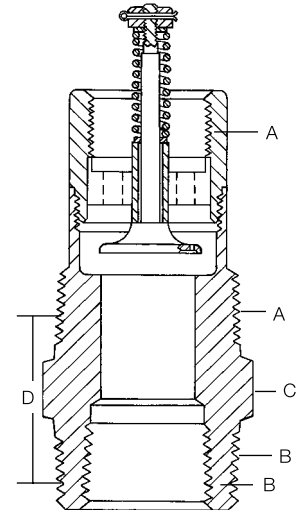
## Materials

### A2137 Series

Body ..... Cadmium Plated Steel  
 Disc..... Cadmium Plated Steel  
 Stem ..... Stainless Steel  
 Spring ..... Stainless Steel  
 Guide ..... Cadmium Plated Steel

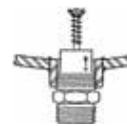
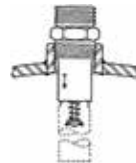
### 2139 Series

Body ..... Brass  
 Disc..... Brass  
 Stem ..... Stainless Steel  
 Spring ..... Stainless Steel  
 Guide ..... Brass



**A2137**

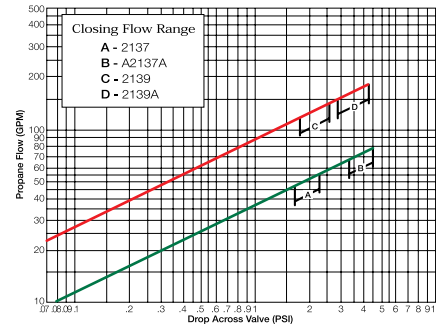
### Typical Installations



**Container Service**

**Pipe Line Service**

## Performance



NOTE: Multiply flow rate by .94 to determine liquid butane flow and by .90 to determine liquid anhydrous ammonia flow.

## Ordering Information

Part Number	A Inlet Connection NPT	B Outlet Connection F. NPT	C Wrench Hex Flats	D Effective Length (Approx.)	Approximate Closing Flows***		
					Liquid (GPM Propane)	Vapor SCFH (Propane)	
						25 PSIG Inlet	100 PSIG Inlet
A2137	2**	2" Male and 1 1/4" Female	2 7/16"	1 1/8"	50	10,000	17,000
A2137A					70	14,000	25,000
2139	3***	3" Male and 2" Female	3 1/2"	1 3/4"	125	26,500	46,000
2139A					160	32,700	57,200

\* 1 1/4" F. NPT Dip Pipe Connection

\*\* 2" F. NPT Dip Pipe Connection

\*\*\* Based on horizontal installation of excess flow valve. Flows are slightly more when valves are installed with outlet up; slightly less when installed with outlet down.